

**The South Indian Association's,
The S.I.A. College of Higher Education**
Affiliated to University of Mumbai
Accredited B+ by NAAC

General Feedback Analysis Report 17-18

INTRODUCTION:

The college is collecting feedback from the students personally through the software which is designed by the college. We are collecting the feedback from students on Faculty performance, students involvement, Principal, Library, Administration and infrastructure. The course wise analysis of the student's feedback on the same was done as per the data.

1.LIBRARY:

Name	Objective	Findings
Library	To develop and manage the library resources effectively	Rating was good

2.Infrastructure:

Name	Objective	Findings
Gymkhana	To encourage more outdoor games	Sports requirements have to be considered
Classroom	To understand the level of satisfaction regarding classroom environment	Rating is satisfactory.
Laboratory	To identify the condition and quality of hardware and software	Laboratory maintenance schedule has to be properly maintained
Others	To ensure the safety and security within the campus	Rating is satisfactory

3.Principal:

Name	Objective	Findings
Principal	To understand the cordial relationship with the students.	Rating is Excellent

4.Administration:

Name	Objective	Findings
Administration	To understand the support provided by the office for the documentation and information.	Rating is Very good

5.Faculty:

Name	Objective
Faculty	To understand the guidance and support provided to students

Richa
IQAC COORDINATOR
IQAC Co-ordinator
The S.I.A College of Higher Education
Dombivli (E)



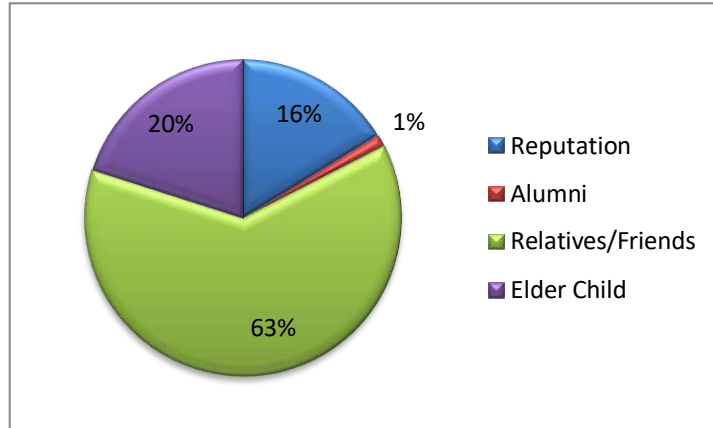
K
PRINCIPAL
The S.I.A. College of Higher Education,
DOMBIVLI (E)

✓ *Student Feedback Analysis Report*

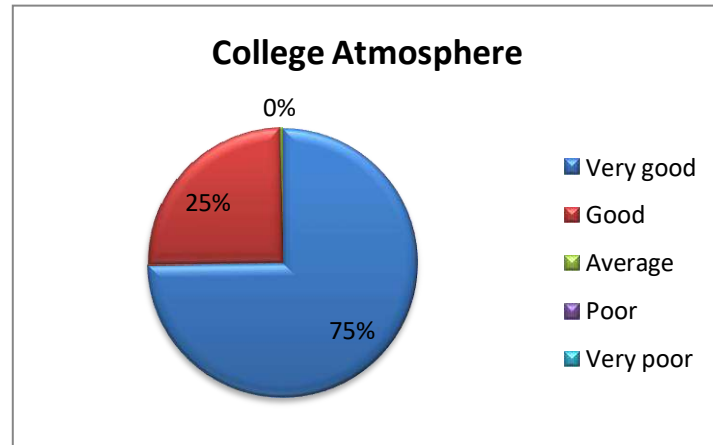
THE SIA COLLEGE OF HIGHER EDUCATION, DOMBIVILI (E)

ENTRY LEVEL FEEDBACK 2017-18

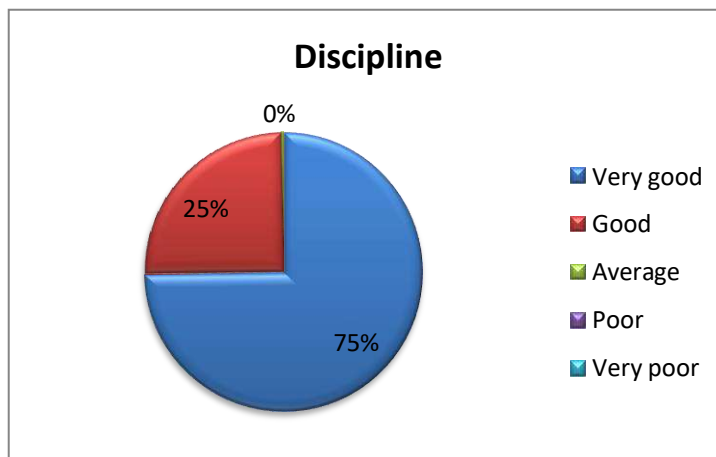
1. How did you come to know about this institution?



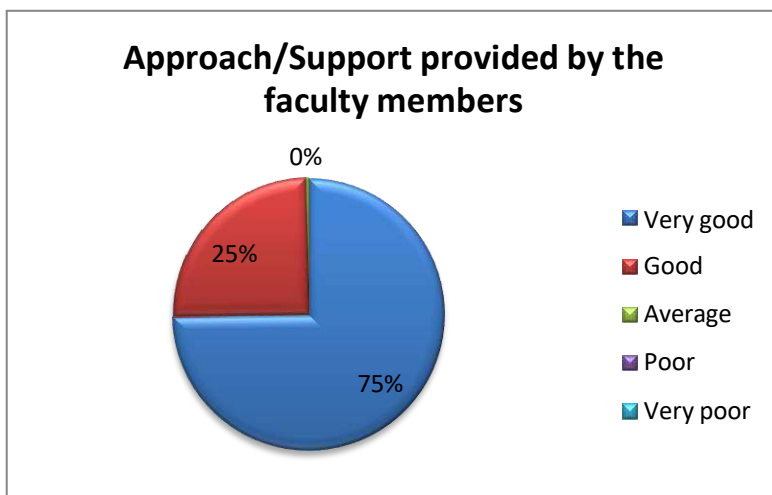
2. College Atmosphere



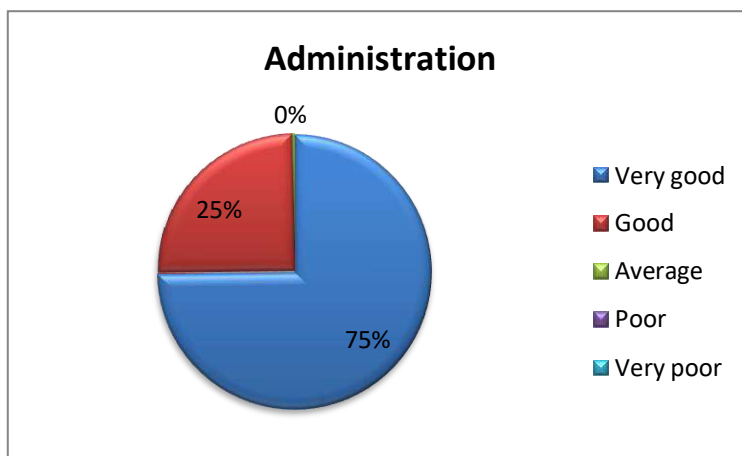
3. Discipline



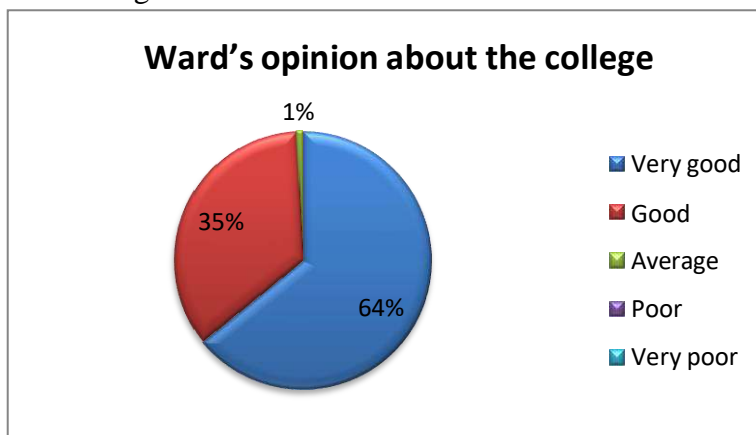
4. Approach/Support provided by the faculty members



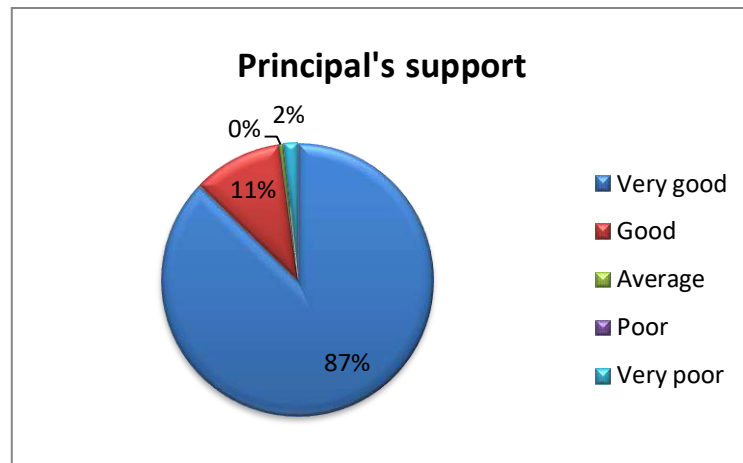
5. Administration



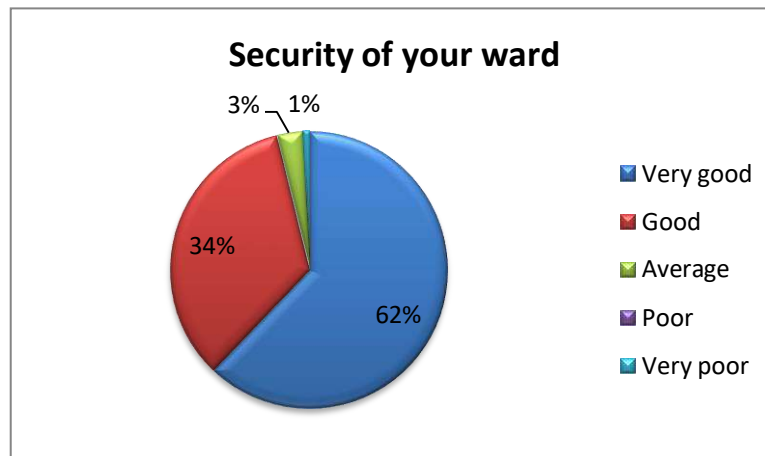
6. Ward's opinion about the college



7. Principal's support



8. Security of your ward



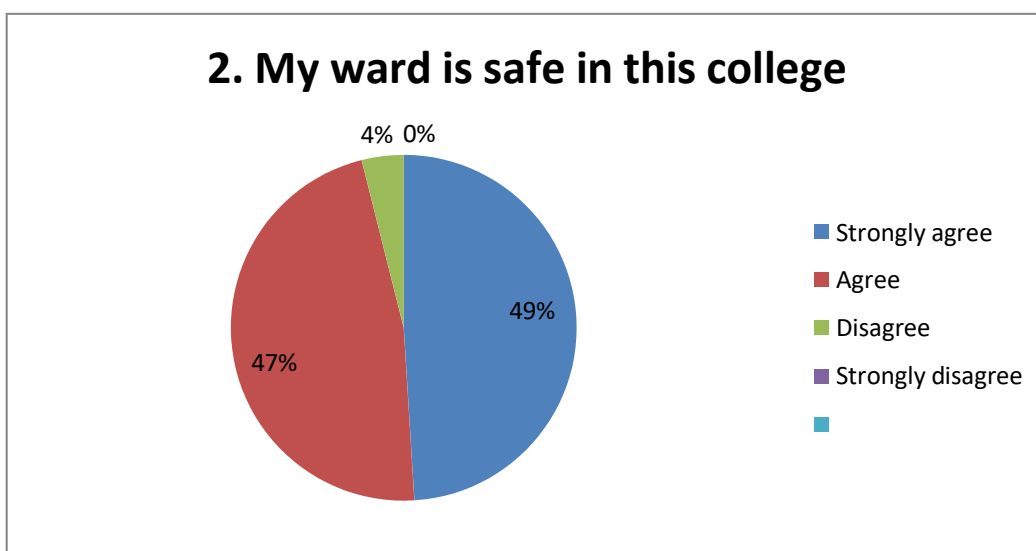
Feedback Analysis:

1. The above feedback shows that 63% parents admitted their wards through relative's information about the college
2. 75% parents found college as disciplined with good atmosphere as well as good support from administration and other faculty members.
3. 87% parents are happy with Principal's support and interaction.
4. 62% parents found their wards safe in college while 3% found average safety over the campus.

PARENTS FEEDBACK 2017-18

Analysis:

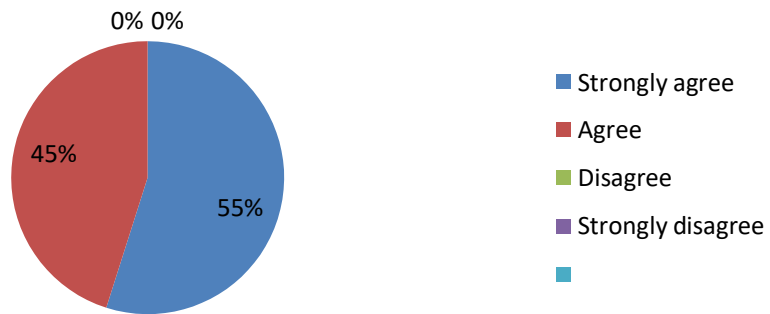
1. Overall 61% parents strongly agreed that their ward is happy by joining in this college while 39% parents agreed about the same.



Analysis:

1. Overall 49% parents strongly agreed that their ward is safe in this college while 47% parents were agreeing about the same.
2. Only 4% parents are disagreed that their ward is safe in this college.

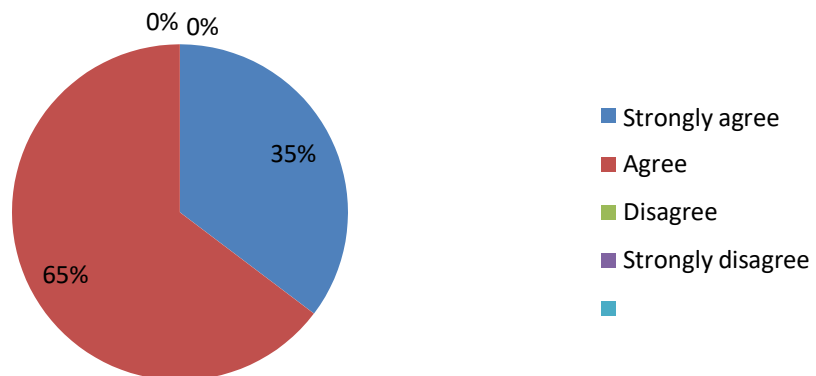
3. She/He makes good progress in academics



Analysis:

1. Overall 55% parents strongly agreed that their ward can make good progress in academics in this college while 45% parents only agreed about the same.

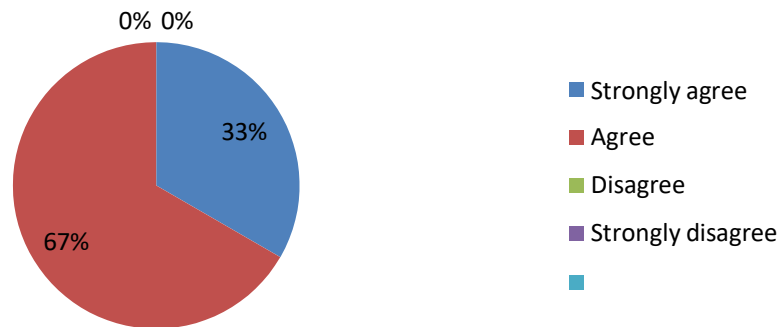
4. She/He is taught well



Analysis:

1. Overall 35% parents strongly agreed that their ward has taught well in this college, while 65% parents only agreed.

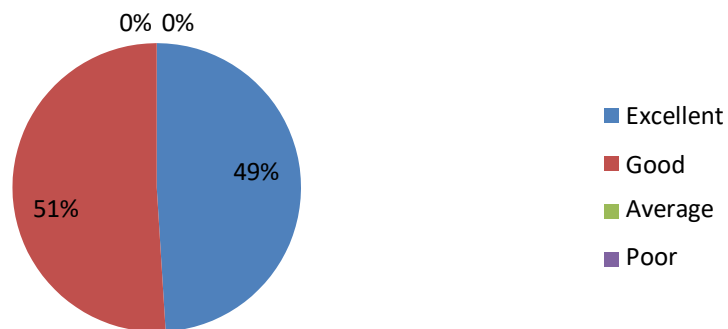
5. I receive valuable information from the college about my ward



Analysis:

1. Overall 33% parents strongly agreed that they received valuable information from the college about their ward while 67% parents were agreeing about the same.

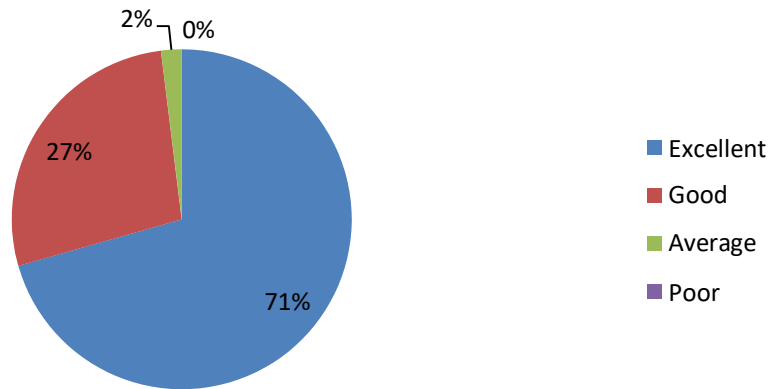
6. Your opinion about academic standard of the college



Analysis:

1. Overall 49% parents registered „excellent“ feedback about maintaining good academics standard while 47% parents registered „good“ feedback about the same.

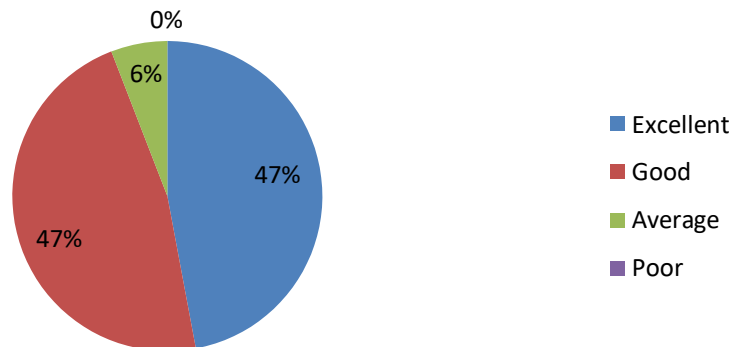
7. Your rating of college discipline



Analysis:

1. Overall 71% parents registered „excellent“ feedback about maintaining Discipline while 27% parents were registered „good“ feedback about the same.
2. 2% parents registered „average“ feedback about maintaining Discipline

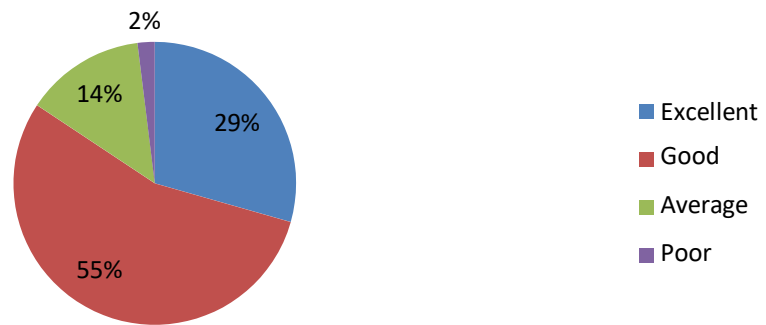
8. Your opinion about training programme given to the students



Analysis:

1. Overall 47% parents registered „excellent“ feedback about training programme given to the students while 47% parents registered „good“ feedback about the same.
2. 6% parents registered „average“ feedback about training programme given to the students.

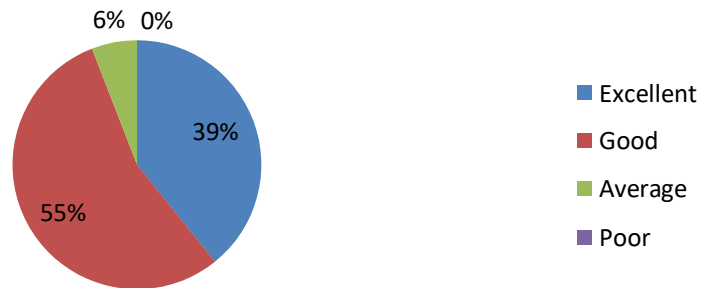
9. Co-operation of the office staff in providing information



Analysis:

1. Overall 47% parents registered „excellent“ feedback about co-operation of the office staff in providing information while 47% parents registered „good“ feedback about the same.
2. 14% parents registered „average“ feedback and 2% parents registered „poor“ co-operation of the office staff in providing information.

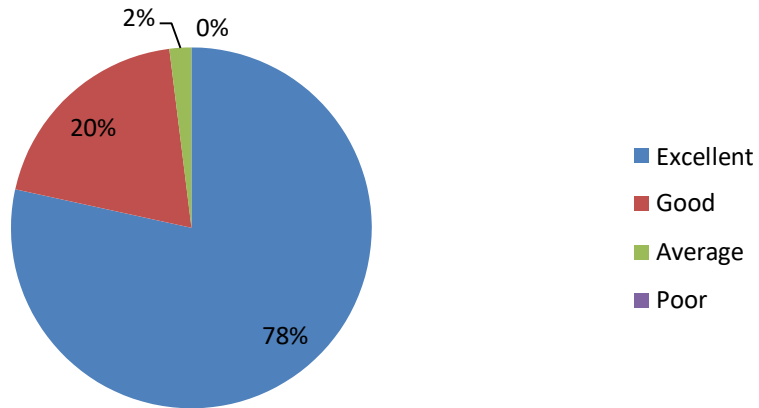
10. Behavioural changes noticed in the ward after joining this college development



Analysis:

1. Overall 39% parents registered „excellent“ feedback about behavioral changes noticed in the ward after joining in this college while 55% parents registered „good“ feedback about the same.
2. 6% parents registered „average“ feedback about behavioral changes noticed in the ward after joining in this college.

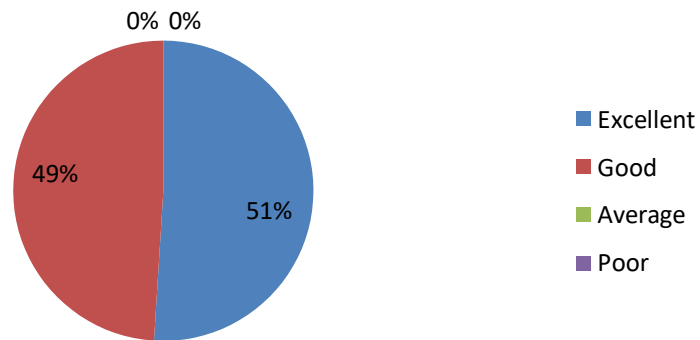
11. Your relationship and opinion about the Principal



Analysis:

1. Overall 78% parents registered „excellent“ feedback about relationship and opinion about the Principal while 20% parents registered „good“ feedback about the same.
2. 2% parents registered „average“ feedback about relationship and opinion about the Principal

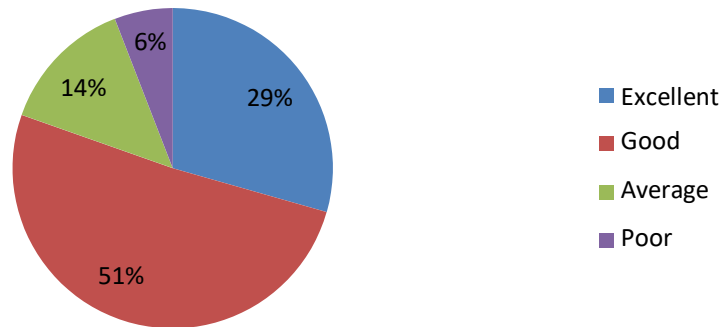
12. Your opinion about Faculty members



Analysis:

1. Overall 51% parents registered „excellent“ feedback about opinion about Faculty members while 49% parents registered „good“ feedback about the same.

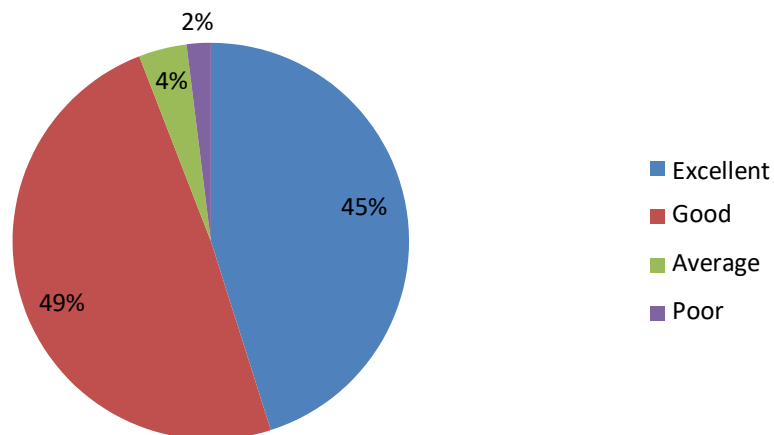
13. a) Your opinion about Library



Analysis:

1. Overall 29% parents registered „excellent“ feedback about Library while 51% parents registered „good“ feedback about the same.
2. 14% parents registered „average“ feedback while 6% registered „poor“ feedback about Library.

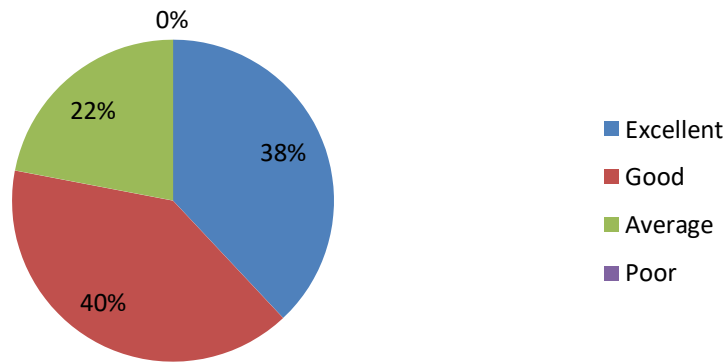
13. b) Your opinion about Classroom



Analysis:

1. Overall 45% parents registered „excellent“ feedback about classroom while 49% parents registered „good“ feedback about the same.
2. 4% parents registered „average“ feedback while 2% registered „poor“ feedback about classroom.

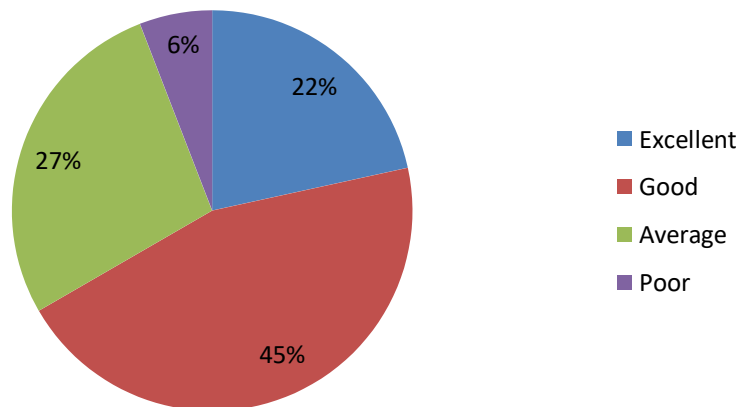
13. c) Your opinion about Computer Lab



Analysis:

1. Overall 38% parents registered „excellent“ feedback about computer lab facility while 55% parents registered „good“ feedback about the same.
2. 22% parents registered „average“ feedback about computer lab facility.

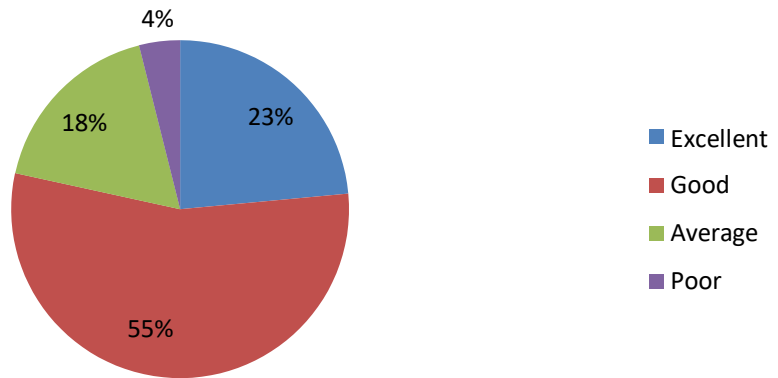
13. d) Your opinion about Gymkhana



Analysis:

1. Overall 45% parents registered „excellent“ feedback about Gymkhana while 55% parents registered „good“ feedback about the same.
2. 27% parents registered „average“ feedback while 6% registered „poor“ feedback to gymkhana.

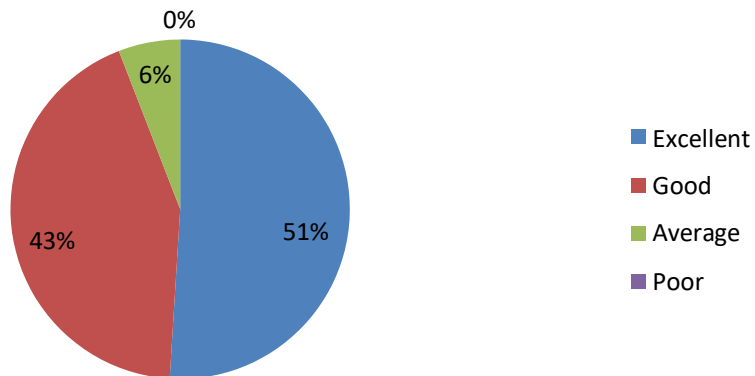
14. a) Your opinion about sports



Analysis:

1. Overall 23% parents registered „excellent“ feedback about sports while 55% parents registered „good“ feedback about the same.
2. 18% parents registered „average“ feedback while 4% registered „poor“ feedback to sports.

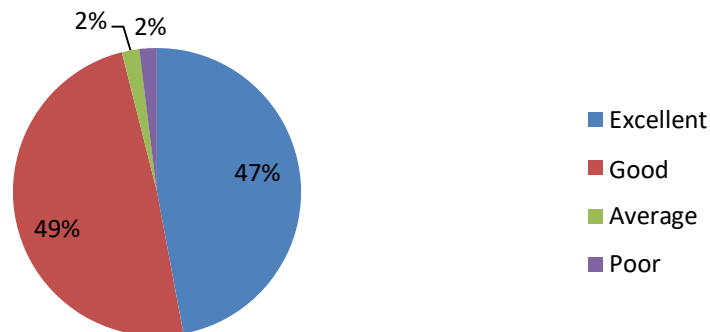
14. b) Your opinion about Cultural Activities



Analysis:

1. Overall 51% parents registered „excellent“ feedback about cultural activities while 43% parents were registered „good“ feedback about the same.
2. 6% parents were registered „average“ feedback about cultural activities

15. Relationship between faculty members and parents in providing information:



Analysis:

1. Overall 47% parents were registered „excellent“ feedback about relationship between faculty members and parents in providing information while 49% parents were registered „good“ feedback about the same.
2. 2% parents were registered „average“ feedback as well as „poor“ feedback about relationship between faculty members and parents in providing information

Analysis of Feedback:

1. Overall feedback shows that the parents are strongly agree about the ward“s academic improvements, training, discipline and behavioral changes.
2. The services such as Gymkhana, computer lab facility and Library needed some up gradation as some of the parents rated as „average“ feedback.