



The South Indian Association's
The S.I.A. College of Higher Education
 Affiliated to University of Mumbai
 Accredited B+ by NAAC
 P-88, MIDC Residential Area Dombivli Gymkhana Road,
 Near Balaji Mandir, Dombivli (East), 421203.

SSS/General Feedback Report

2022-23

The college collects the feedback on overall Teaching Learning Process, physical facilities such as Library, Infrastructure, support facilities and overall assessment of the college. A structured feedback questionnaire is designed and administered through google form and the analysis of the same was done as per data. Suggestions received provide an insight into student's perceptions of the college and its performance.

Name	Objectives	Responses	Findings
Teaching-Learning		678	<ul style="list-style-type: none"> Comprise experiential aspects, discussions and interactions during lectures for better understanding of topics. Teachers should help students through counselling, mentoring and Self-study groups.
Discipline	To make the rules and regulations as per the disciplinary requirement. To make the students are and follow the disciplinary rules.	678	<ul style="list-style-type: none"> Dress code can be specified by the college. Strict action should be taken against those students who create unnecessary problems in the campus.

Infrastructure:

Name	Objectives	Responses	Findings
Library	To develop and manage the library resources effectively	678	<ul style="list-style-type: none"> Increase the space, furniture and updated computers and Wi-Fi connectivity in library Additional reading materials such as notes, professional courses reference material, books to be given to students. Increase the timings and frequency of issue and return of books



Canteen	To create an attractive and diverse menu	678	<ul style="list-style-type: none"> • More space and furniture is required in the canteen • Prices of food items need to be subsidised.
Gymkhana	To encourage more indoor and outdoor games	678	<ul style="list-style-type: none"> • Rating is good • Increase space and indoor games equipment.
Classroom	To understand the level of satisfaction regarding classroom environment	678	<ul style="list-style-type: none"> • The frequency of maintenance of ICT facilities should be increased.
Laboratory	To identify the condition and quality of hardware and software	608	<ul style="list-style-type: none"> • Rating is good
Others	To know the satisfaction level of other facilities provided within the campus	678	<ul style="list-style-type: none"> • Rating is good and excellent.

Principal:

Name	Objectives	Responses	Findings
Principal	To understand the cordial relationship with the students	678	<ul style="list-style-type: none"> • Rating is excellent and very good

Administration:

Name	Objectives	Responses	Findings
Administration	To understand the support provided by the office for the documentation and information.	678	<ul style="list-style-type: none"> • Rating is excellent and very good


Faculty:

Name	Objectives	Response	Findings
Faculty	To understand the guidance and support provided to students	678	<ul style="list-style-type: none"> • Rating is excellent and very good

K. Chakraborty
Feedback Committee Convener

V. Boman
IQAC Co-ordinator
IQAC Co-ordinator
The S.I.A College of Higher Education
Dombivli (E)

K.
Principal
PRINCIPAL
The S.I.A. College of Higher Education
DOMBIVLI (E)



SSS/General Feedback Analysis

2022-23

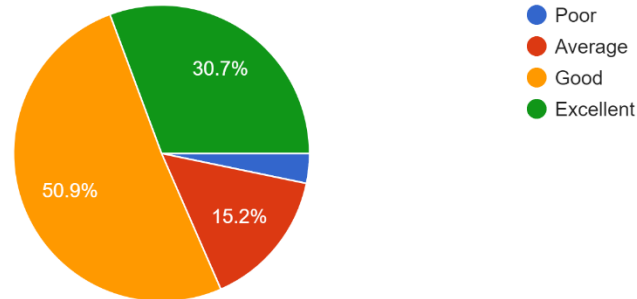
A general feedback in the form of Student Satisfaction Survey was collected in April 2023. The objective of this survey was to better understand the opinions and perspectives of the learners about the various aspects of the college namely, teaching – learning, infrastructure, amenities provided, administrative support etc.

More than 670 responses were collected as part of the feedback survey. This comprised of learners from the various streams of B.COM, BMS, BAF, BBI, BSC IT and BAMMC. A four-point Likert scale with responses ranging from ‘Excellent’ to ‘Poor’ was used for the purpose of the survey.

Teaching Learning:

Discipline of the college

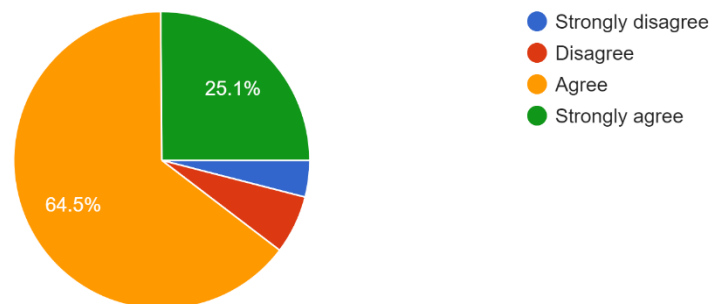
678 responses



1. Discipline is one of the key factors that leads to a conducive learning environment in an academic institution. Among the respondents, 30.7% rated the discipline in the college as 'Excellent', and 50.9% rated it as 'Good.' Whereas 15.2% of the respondents rated the discipline in the college as 'Average' and only 3.2% rated it as 'Poor'.

TEACHERS ARE WELL PREPARED AND CONCEPTS ARE CLEARED

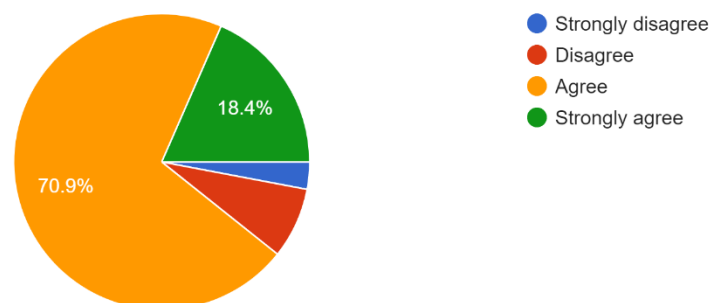
677 responses



2. A teacher needs to be well – prepared to deliver effective lectures in the classroom and clarify the concepts. 25.1% and 64.5% of the respondents 'Strongly Agreed' and 'Agreed' respectively with the statement that, 'Teachers are well prepared and concepts are cleared.' However, 6.4% and 4% of the learners expressed disagreement and strong disagreement respectively to the above statement.

LECTURES ARE INTERACTIVE AND COMMUNICATIVE

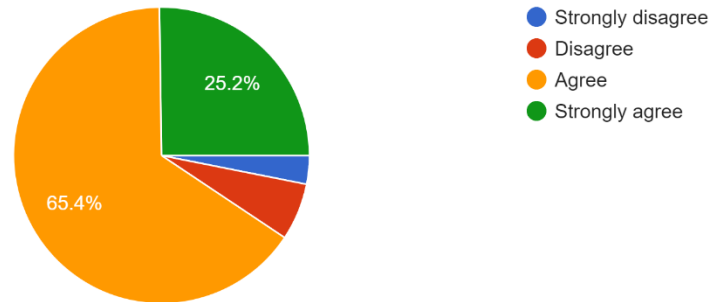
673 responses



3. Interactive lectures helps in engaging students, improves attention levels and makes the subject interesting. 18.4% and 70.9% of the learners ‘Strongly Agreed’ and ‘Agreed’ respectively that the lectures conducted are interactive and communicative. Only 7.7% and 3% of the respondents rated the statement as ‘Disagree’ and ‘Strongly Disagree’ respectively.

ASSIGNMENTS, ACTIVITIES ARE CONDUCTED FOR BETTER UNDERSTANDING OF CONTENT

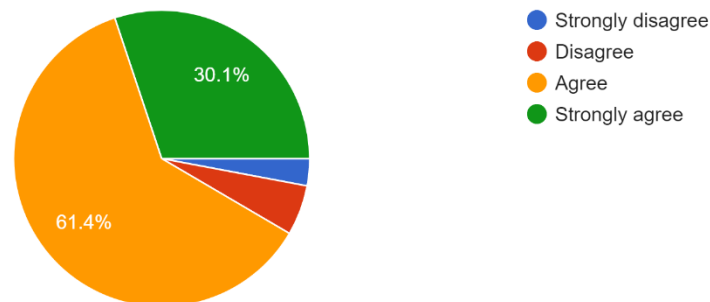
674 responses



4. To the statement that, ‘Assignments and activities are conducted for better understanding of the content.’, 25.2% and 65.4% of the learners surveyed, responded positively, selecting ‘Strongly Agree’ and ‘Agree’ respectively. However, 6.2% and 3.1% of the respondents expressed disagreement and strong disagreement respectively.

TEACHERS EXPLAIN CONCEPTS THROUGH EXAMPLES AND APPLICATIONS

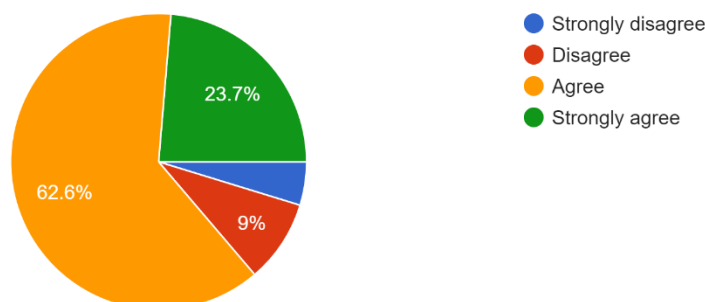
677 responses



5. 30.1% and 61.4% of the respondents ‘Strongly agreed’ and ‘Agreed’ respectively that concepts are taught by the teachers using examples and applications. Only 3% (Strongly Disagree) and 5.5% (Disagree) expressed disapproval.

FULL SYLLABUS OF THE COURSE IS COMPLETED

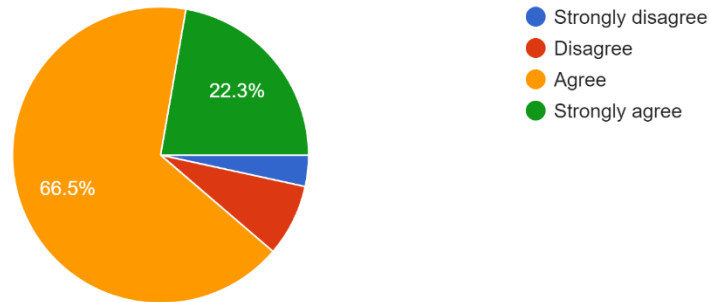
676 responses



6. To the query on whether the entire syllabus of the course is completed, majority of the respondents answered in the positive with 23.7% selecting 'Strongly Agree' and 62.6% selecting 'Agree'. However, 4.7% and 9% of the respondents strongly disagreed and disagreed respectively with the above statement.

TEACHERS USE VARIOUS TEACHING ICT TOOLS AND ONLINE RESOURCES FOR TEACHING

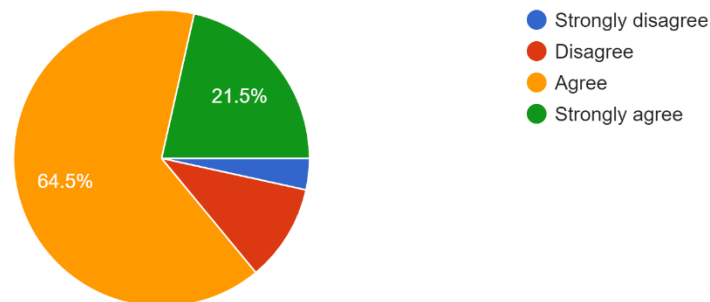
674 responses



7. In today's world, ICT tools and online resources are readily available that helps enrich the teaching-learning process. 22.3% (Strongly Agree) and 66.5% (Agree) of the respondents stated that the teachers used ICT tools and online resources for teaching. However, 3.4% and 7.9% of the respondents answered in the negative selecting 'Strongly Disagree' and 'Disagree' respectively.

TEACHERS GUIDE AND MENTOR YOU REGARDING ANY PERSONAL OR ACADEMIC PROBLEM

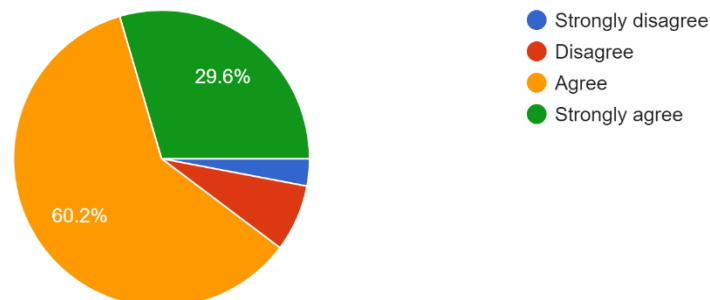
671 responses



8. Out of the total respondents, 21.5% (Strongly Agree) and 64.5% (Agree) agreed that the teachers guide and mentor them regarding any personal or academic problem. A small proportion of the respondents i.e. 3.4% and 10.6% strongly disagreed and disagreed with the statement respectively.

TEACHERS ENCOURAGE YOU TO PARTICIPATE IN VARIOUS EVENTS

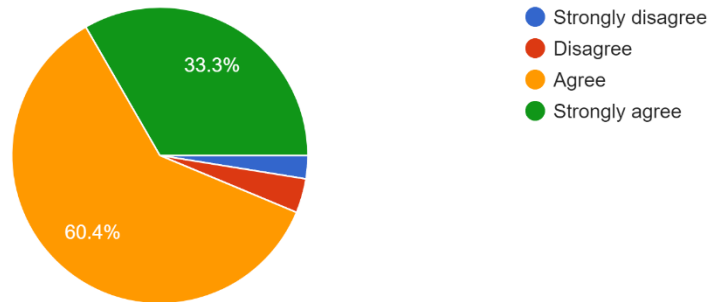
673 responses



9. Majority of the respondents either 'Strongly Agreed' (29.6%) or 'Agreed' (60.2%) that the teachers encourage them to participate in various events. Only 3% (Strongly Disagree) and 7.3% (Strongly Disagree), disagreed with the above statement.

THE COLLEGE ORGANIZES VARIOUS ACTIVITIES FOR YOUR PARTICIPATION

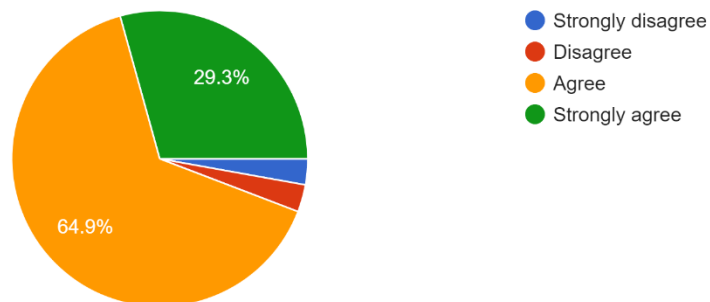
669 responses



10. Majority of the respondents 'Strongly Agreed' (33.3%) and 'Agreed' (60.4%) that the college organises various activities of their participation. Only 2.5% (Strongly Disagree) and 3.7% (Disagree), disagreed with the statement.

THE COLLEGE GIVES OPPORTUNITY FOR YOU TO PARTICIPATE IN VARIOUS INTER-COLLEGIATE COMPETITIONS

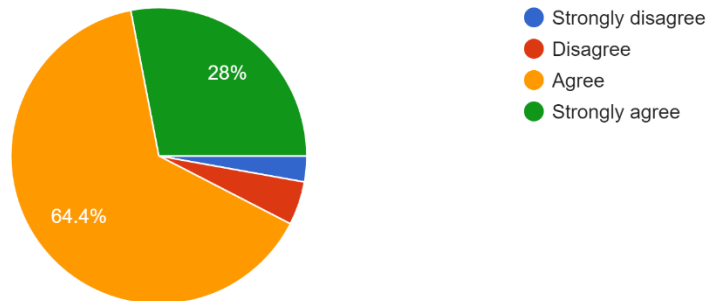
672 responses



11. 29.3% and 64.9% of the respondents strongly agreed and agreed respectively that the college gives opportunity for them to participate in inter-collegiate competitions. Only 2.8% (Strongly Disagree) and 3% (Disagree) of the respondents disagreed with the above statement.

THE COLLEGE PROVIDES DIFFERENT CERTIFICATE COURSES TO EMPOWER STUDENTS WITH NECESSARY SKILLS

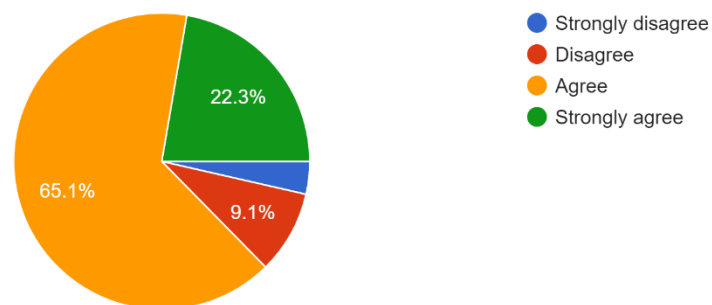
674 responses



12. A total of 28% (Strongly Agree) and 64.4% (Agree) of the respondents agreed that the college provides several certificate courses that empower the learners with necessary skills. However, a small percentage i.e. 2.8% (Strongly Disagree) and 4.7% (Disagree) disagreed with the above statement.

THE COLLEGE PROVIDES YOU INFORMATION ABOUT VARIOUS PLACEMENT OPPORTUNITIES

673 responses



13. On the statement about placement opportunities, 22.3% (Strongly Agree) and 65.1% (Agree) agreed that the college provides them information about various placement opportunities. However, 3.6% and 9.1% of respondents strongly disagreed and disagreed respectively.



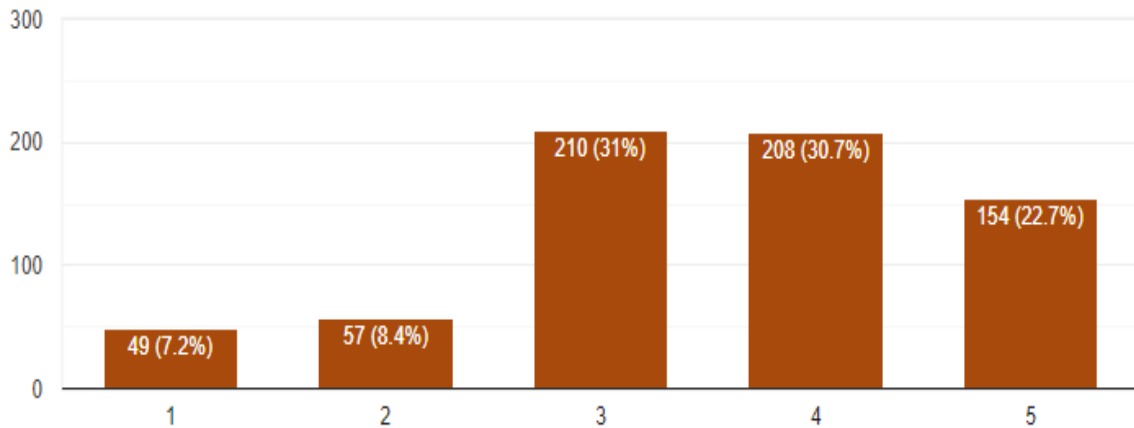
Infrastructure Feedback Analysis

LIBRARY:

1. Adequate space is available for reading

 Copy

678 responses

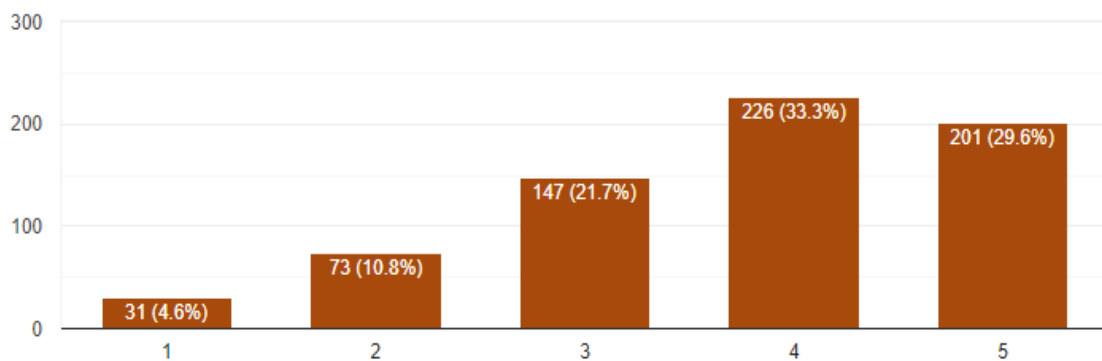


1. In response to the statement – ‘Adequate space is available for reading’. 22.7% and 30.7% of the respondents selected points ‘5’ and ‘4’ respectively indicating strong agreement. The majority i.e. 31% of respondents were neutral (3 points), whereas 8.4% or 57 respondents selected 2 points indicating disagreement.

2. Reference books on various subjects are available

 Copy

678 responses

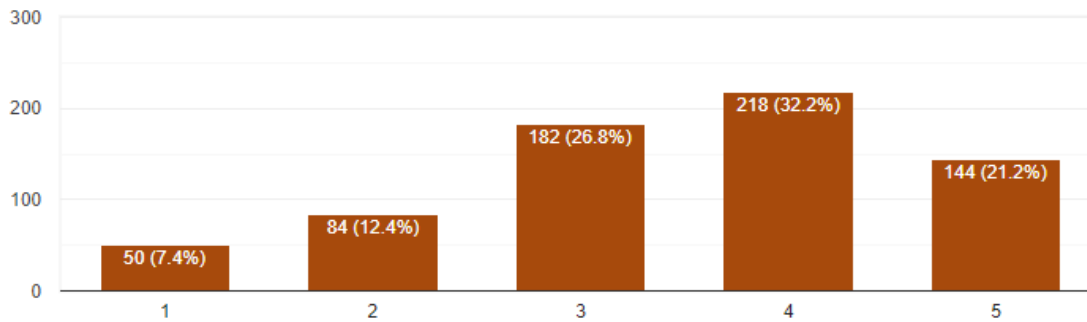


2. In response to the statement – ‘Reference books on various subjects are available’. 29.6% and 33.3% of the respondents selected points ‘5’ and ‘4’ respectively indicating strong agreement. The majority i.e. 21.7% of respondents were neutral (3 points), whereas 10.8% or 73 respondents selected 2 points indicating disagreement.

3. Rate the availability of library software service



678 responses

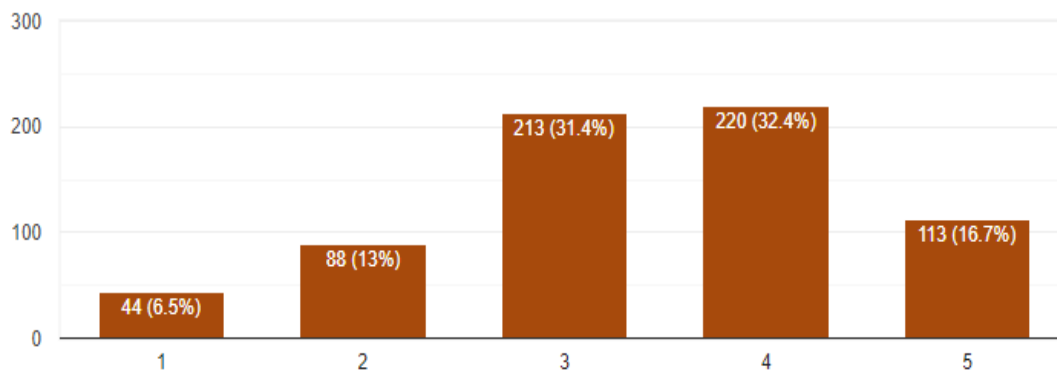


3. To the statement, 'Availability of library software service', 32.2% and 21.2% of the respondents selected 4 and 5 points respectively expressing agreement. However, 26.8%, 12.4%, and 7.4% of the respondents selected 3 points, 2 points, and 1 point respectively expressing either neutral opinion or disagreement.

4. Rate the photocopy service facility



678 responses

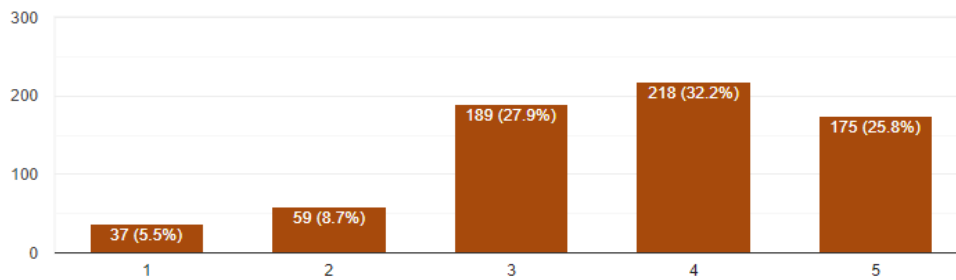


4. To the statement, 'Photocopy service facility', 32.4% and 16.7% of the respondents selected 4 and 5 points respectively expressing agreement. However, 31.4%, 13%, and 6.5% of the respondents selected 3 points, 2 points, and 1 point respectively expressing either neutral opinion or disagreement.

5. Rate the availability of additional reading materials like News paper, Magazine and Journals

 Copy

678 responses



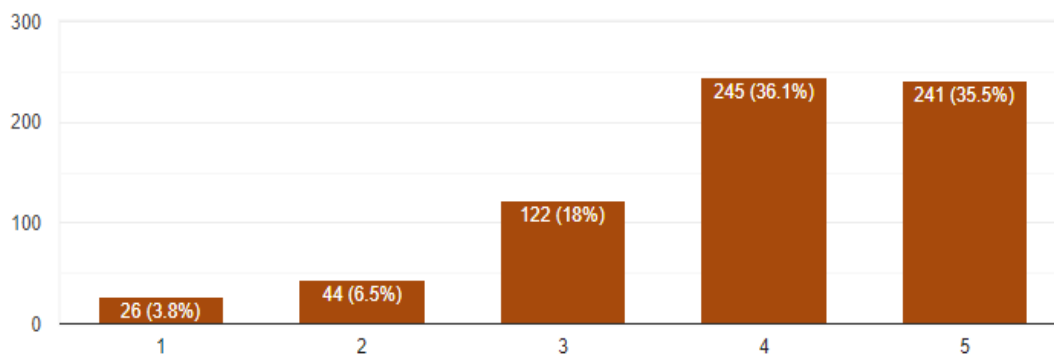
5. To the statement, 'Availability of additional reading materials like Newspaper, Magazine and Journals', 32.2% and 25.8% of the respondents selected 4 and 5 points respectively expressing agreement. However, 27.9%, 8.7%, and 5.5% of the respondents selected 3 points, 2 points, and 1 point respectively expressing either neutral opinion or disagreement.

CLASSROOM:

1. Class rooms are adequate and ventilated

 Copy

678 responses

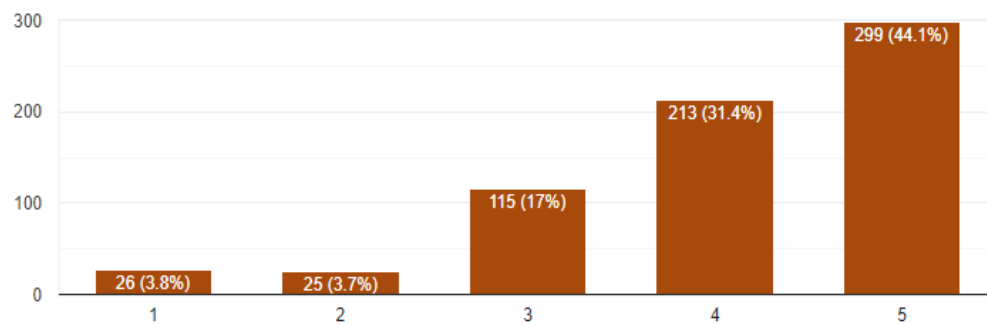


- 1 To the statement, 'Classrooms are adequate and ventilated', 36.1% and 35.5% of the respondents selected 4 and 5 points respectively expressing agreement. However, 18%, 6.5%, and 3.8% of the respondents selected 3 points, 2 points, and 1 point respectively expressing either neutral opinion or disagreement.

2.Cleanliness of the classroom

 Copy

678 responses

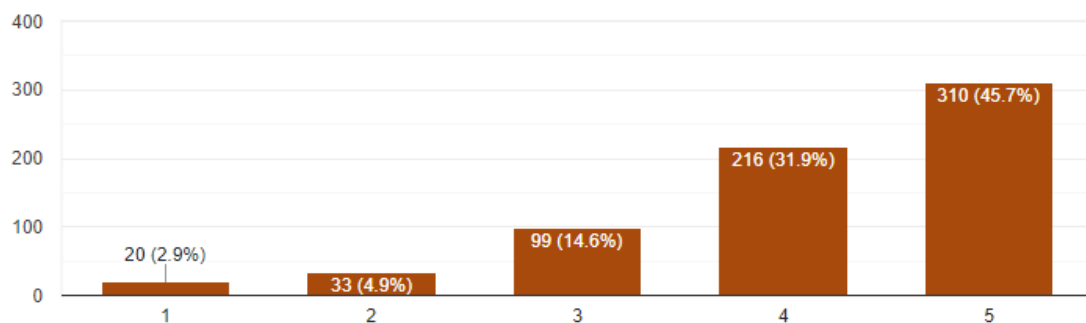


- 2 To the statement, 'Cleanliness of the Classrooms', 31.4% and 44.1% of the respondents selected 4 and 5 points respectively expressing agreement. However, 17%, 3.7%, and 3.8% of the respondents selected 3 points, 2 points, and 1 point respectively expressing either neutral opinion or disagreement.

3.Availability of benches,lights and fans

 Copy

678 responses

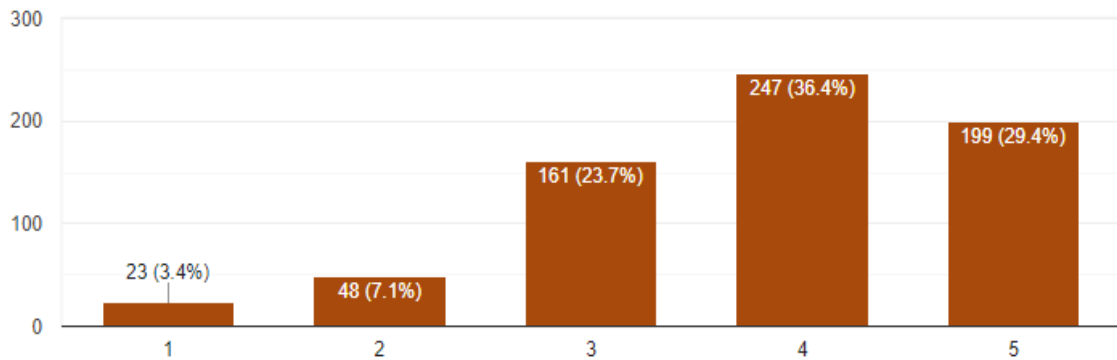


- 3 To the statement, 'Availability of benches, lights and fans', 31.9% and 45.7% of the respondents selected 4 and 5 points respectively expressing agreement. However, 14.6%, 4.9%, and 2.9% of the respondents selected 3 points, 2 points, and 1 point respectively expressing either neutral opinion or disagreement.

4. Availability of ICT facility in the class



678 responses



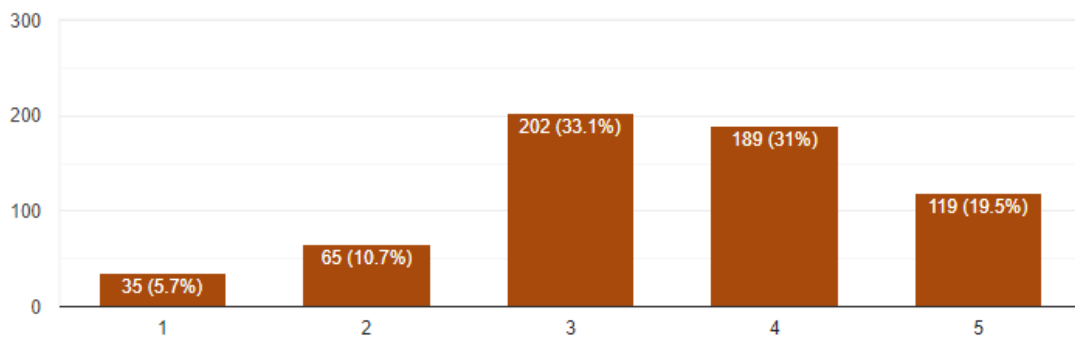
- To the statement, 'Availability of ICT facility in class', 36.4% and 29.4% of the respondents selected 4 and 5 points respectively expressing agreement. However, 23.7%, 7.1%, and 3.4% of the respondents selected 3 points, 2 points, and 1 point respectively expressing either neutral opinion or disagreement.

LABORATORY:

1. Laboratory in the college is well equipped and maintained



610 responses

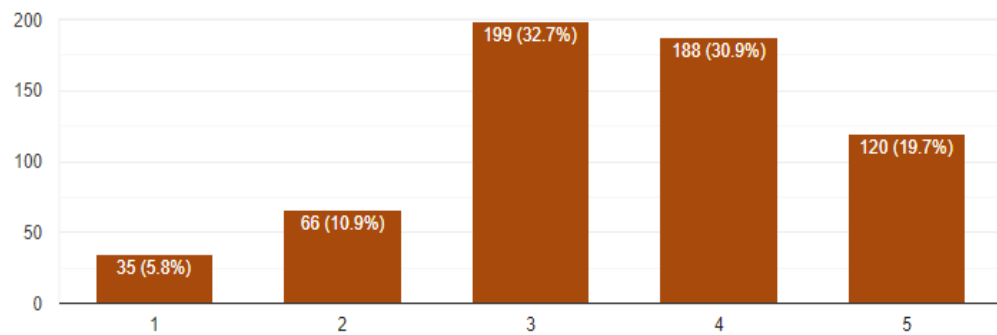


- To the statement, 'Laboratory in the college is well equipped and maintained', 31% and 19.5% of the respondents selected 4 and 5 points respectively expressing agreement. However, 33.1%, 10.7%, and 5.7% of the respondents selected 3 points, 2 points, and 1 point respectively expressing either neutral opinion or disagreement.

2.Laboratory is spacious and ventilated

 Copy

608 responses

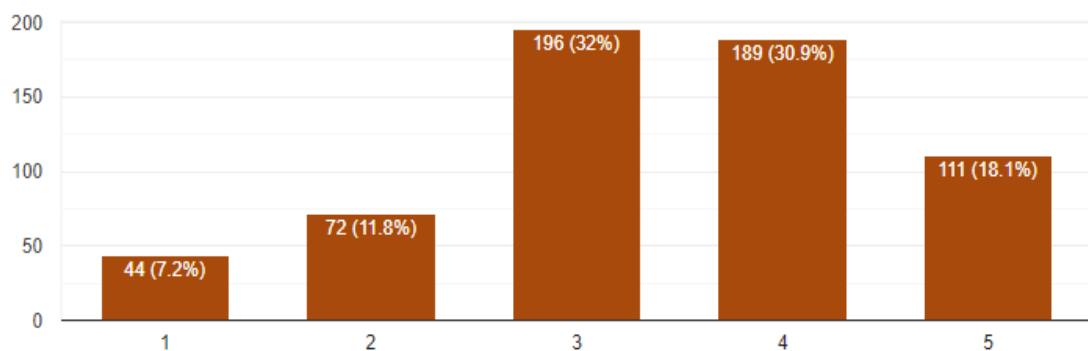


- To the statement, 'Laboratory in spacious & ventilated', 30.9% and 19.7% of the respondents selected 4 and 5 points respectively expressing agreement. However, 32.7%, 10.9%, and 5.8% of the respondents selected 3 points, 2 points, and 1 point respectively expressing either neutral opinion or disagreement.

3.Rate the condition and quality of Hardware like Desktop,Monitor etc

 Copy

612 responses

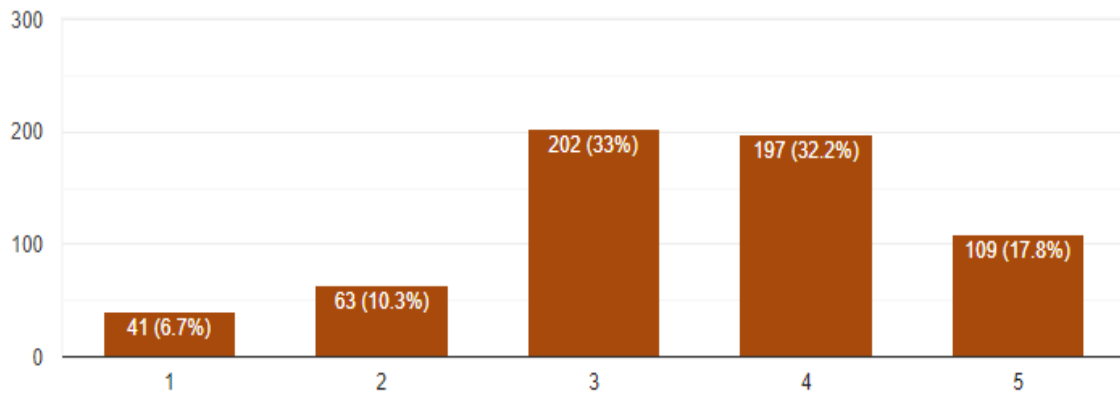


- To the statement, 'Condition and quality of hardware', 30.9% and 18.1% of the respondents selected 4 and 5 points respectively expressing agreement. However, 32%, 11.8%, and 7.2% of the respondents selected 3 points, 2 points, and 1 point respectively expressing either neutral opinion or disagreement.

4. Sufficient peripherals (data cables,usb drives etc) for connectivity of devices



612 responses

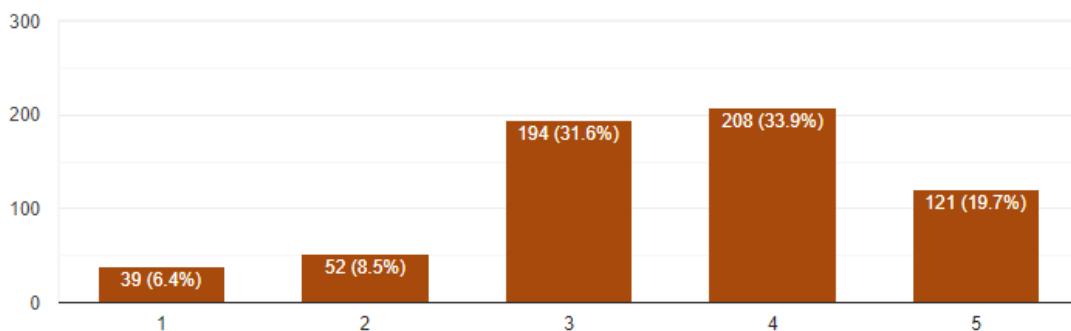


4. To the statement, 'Sufficient peripherals', 32.2% and 17.8% of the respondents selected 4 and 5 points respectively expressing agreement. However, 33%, 10.3%, and 6.7% of the respondents selected 3 points, 2 points, and 1 point respectively expressing either neutral opinion or disagreement.

5. Useful and working software installed



614 responses



5. To the statement, 'Useful and working software installed', 33.9% and 19.7% of the respondents selected 4 and 5 points respectively expressing agreement. However, 31.6%, 8.5%, and 6.4% of the respondents selected 3 points, 2 points, and 1 point respectively expressing either neutral opinion or disagreement.

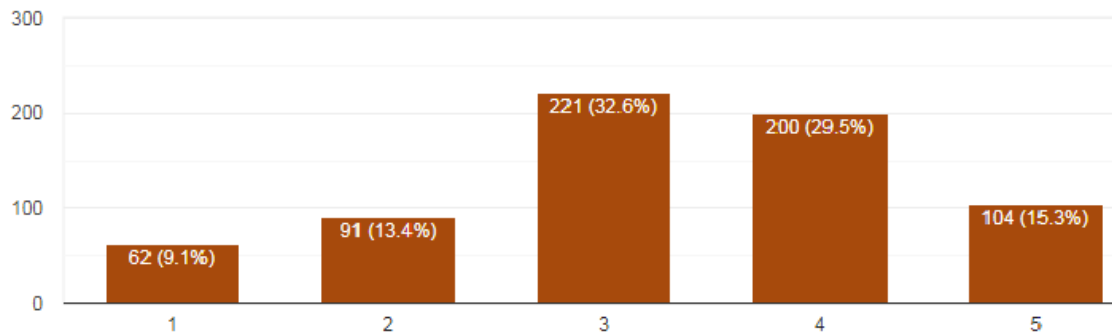


CANTEEN:

1. Rate the quality of eatables

 Copy

678 responses

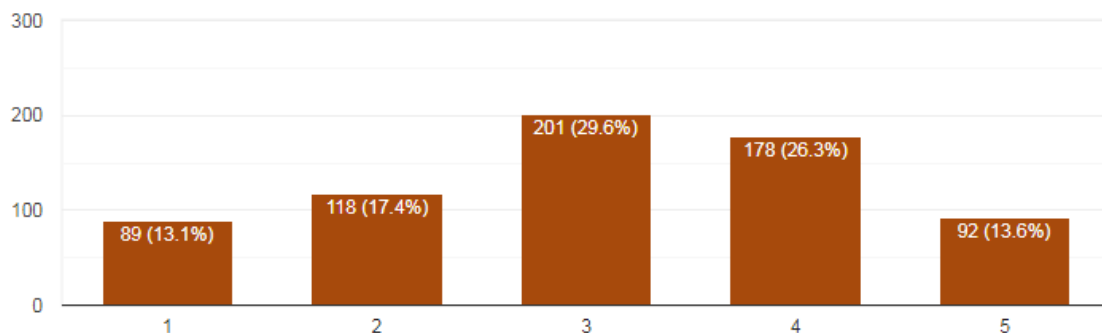


According to 15.3% of the respondents the quality of eatables is excellent, where as 29.5% of respondents feels that quality of eatables is very good, 32.6% gave good rating for eatables quality, 13.4% of respondents said it's poor and 9.1% of respondents said eatables are of very poor quality.

2. Rate the cost of eatables with respect to quantity

 Copy

678 responses

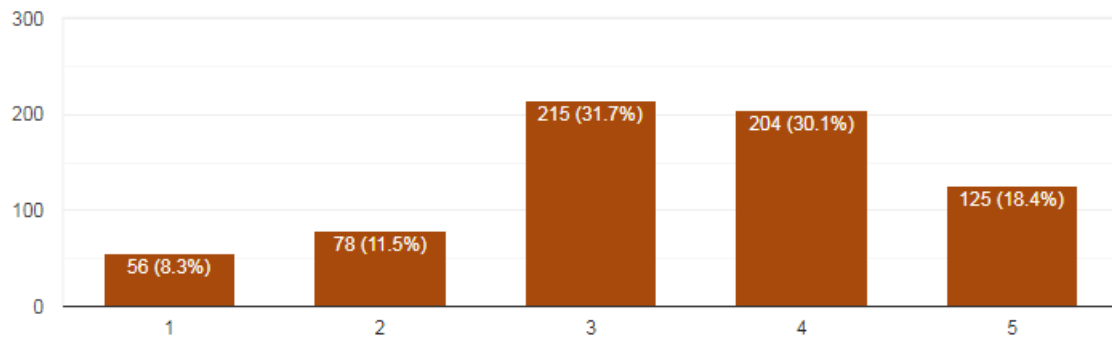


13.6% of respondents have given rating on 5 point scale which shows that cost of eatables with respect to quantity is highly reasonable. 26.3% of respondents have given rating on 4 point scale which shows that cost is very reasonable in terms of quantity of eatables. 29.6% of respondents feels that cost is reasonable. 17.4% of respondents are of the opinion that cost is not reasonable and 13.1% of respondent said that cost is highly not reasonable as per the quantity of eatables.

3. Rate the hygienic environment of the canteen


 Copy

678 responses

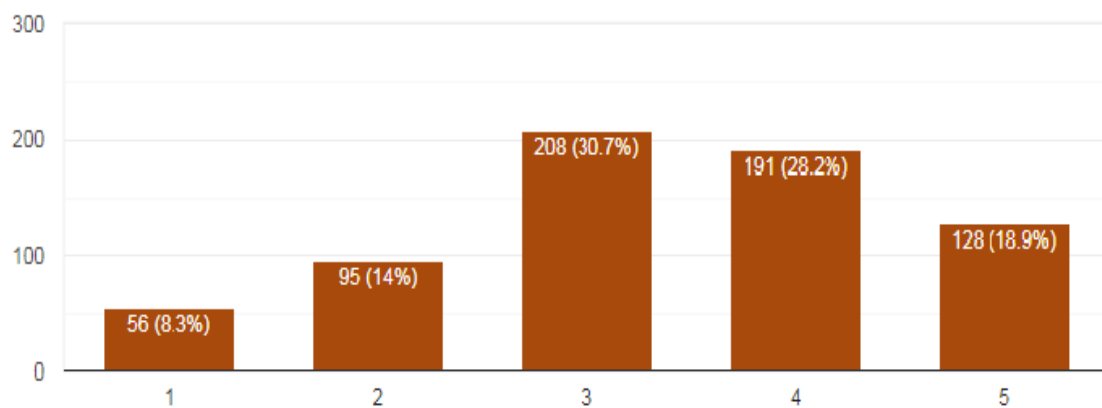


18.4% of respondents strongly agree that canteen environment is hygienic, 30.1% of respondents says it's very hygienic, 31.7% of respondents feels it is hygienic, 11.5% of the respondents are of the opinion that canteen environment is not so hygienic and 8.3% of respondents feels that canteen environment is unhygienic.

5. Rate the availability of variety of food items

 Copy

678 responses



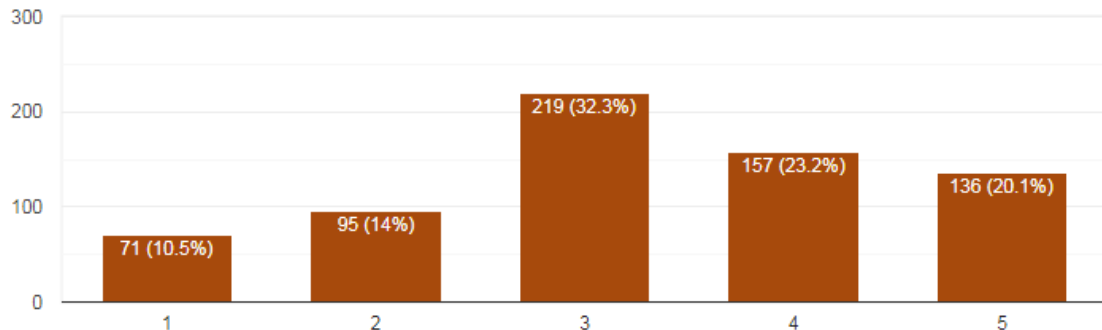
18.9% of respondents strongly agree that variety of food items are available in canteen, 28.2% of respondents agree that variety of food items are available in canteen, 30.7% of respondents are neutral as far as variety of food items is concerned, 14% of respondents disagree with the availability of variety of food items and 8.3% of respondents strongly disagree with the availability of variety of food items.

GYMKHANA:

1. Adequate sports requirements

Copy

678 responses

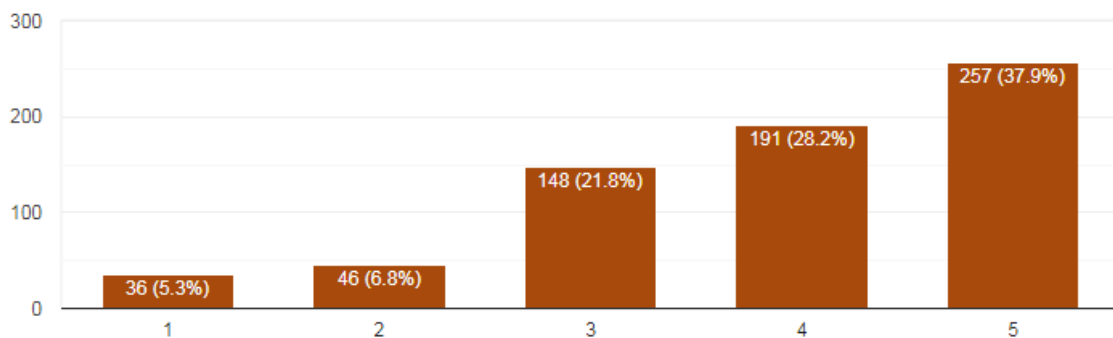


20.1% of the respondents strongly agree that adequate sports requirement is available in gymkhana, 23.2% of respondents agree that adequate sports requirement is available in gymkhana, 32.3% of respondents are neutral, 14% of respondents disagree with sports requirement is available in gymkhana and 10.5% of respondents strongly disagree with sports requirement is available in gymkhana.

2. Spacious ground

Copy

678 responses



37.9% of respondents strongly agree that college has Spacious ground, 28.2% of respondents agree that college has Spacious ground, 21.8% of respondents are neutral, 6.8% of respondents disagree that college has Spacious ground and 5.3% of respondents strongly disagree that college has Spacious ground.

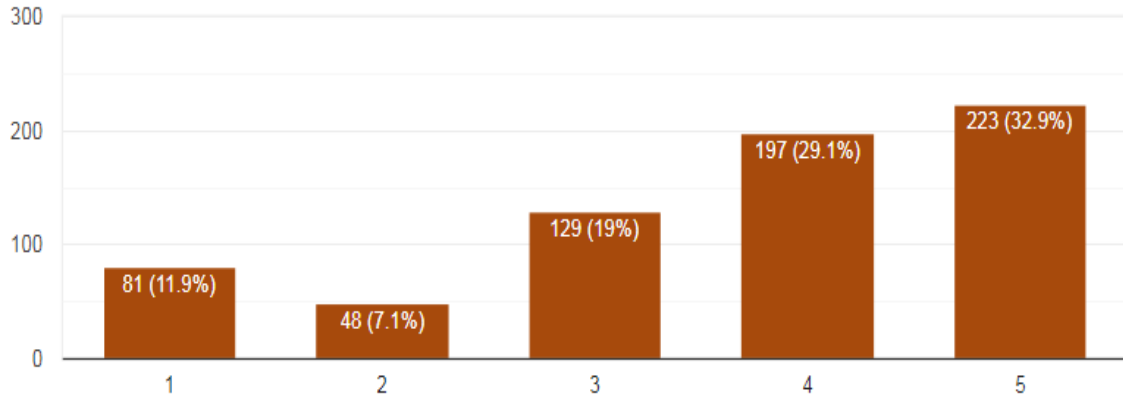


OTHER FACILITIES:

1. Availability of Washrooms



678 responses



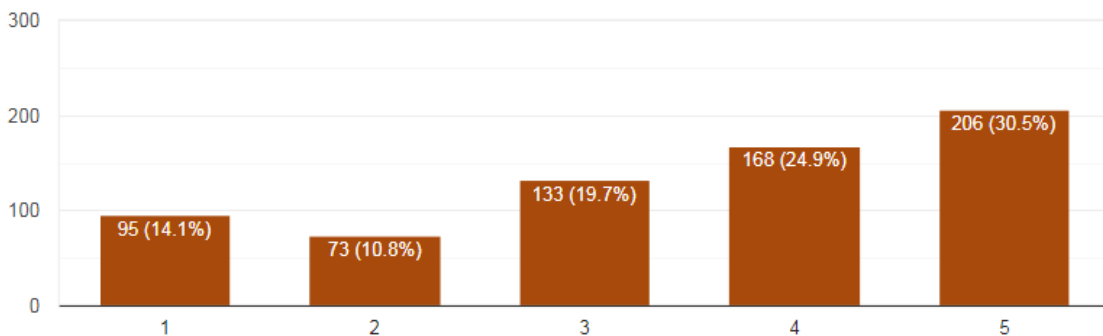
1. Maintaining a hygiene college environment sets a good example to students. The 628 students given feedback on washroom facility, Among the respondents, 32.9% rated the availability of washrooms as 'Excellent', and 29.1% rated it as 'Good.' Whereas 19% of the respondents rated as 'Average' and only 11.9 % rated it as 'Poor'.

2. Cleanliness in washrooms

2.Washrooms are clean



675 responses

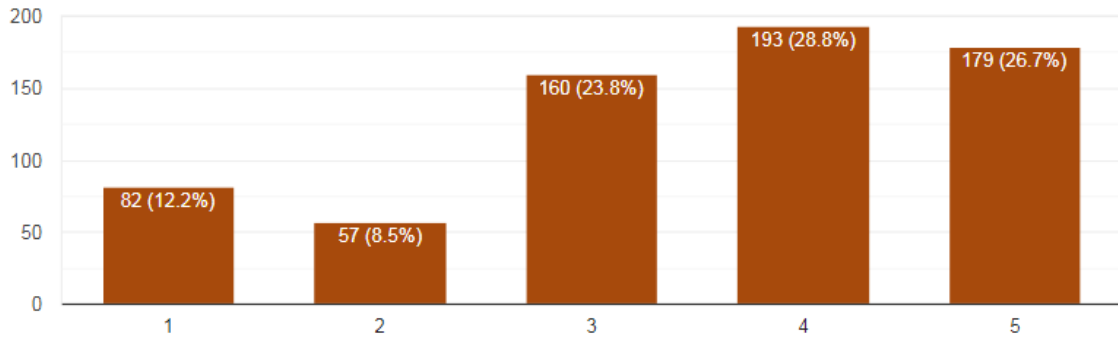


1. Maintaining a clean college environment is also important step towards following hygienic lifestyle The 675 students given feedback on washroom cleanliness facility .Among the respondents, 30.5 % rated this facility as 'Excellent', and 24.9% rated it as 'Good.' Whereas 19.7% of the respondents rated as 'Average' and only 14.1 % rated it as 'Poor'.

3. Facilities in Girls/Boys common room are satisfactory



671 responses



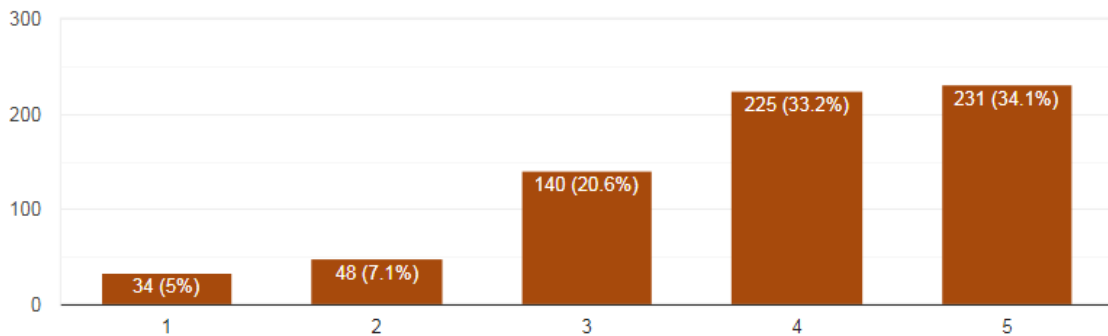
1. The 671 students given feedback on Girl's/Boy's common rooms facility .Among the respondents, 26.7 % rated the facility as 'Excellent', and 28.8% rated it as 'Good.' Whereas 23.8 % of the respondents rated as 'Average' and only 12.1 % rated it as 'Poor'.

4. Informative Notice boards:

4. Notice boards for the information and instructions



678 responses

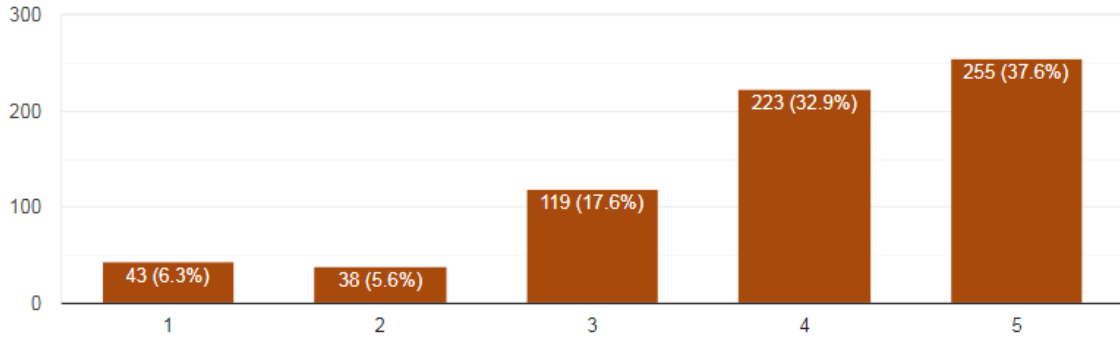


1. The 678 students given feedback on Informative Notice board's facility .Among the respondents, 34.1 % rated the facility as 'Excellent', and 33.2% rated it as 'Good.' Whereas 20.5 % of the respondents rated as 'Average' and only 5 % rated it as 'Poor'.

5. Security facilities



678 responses

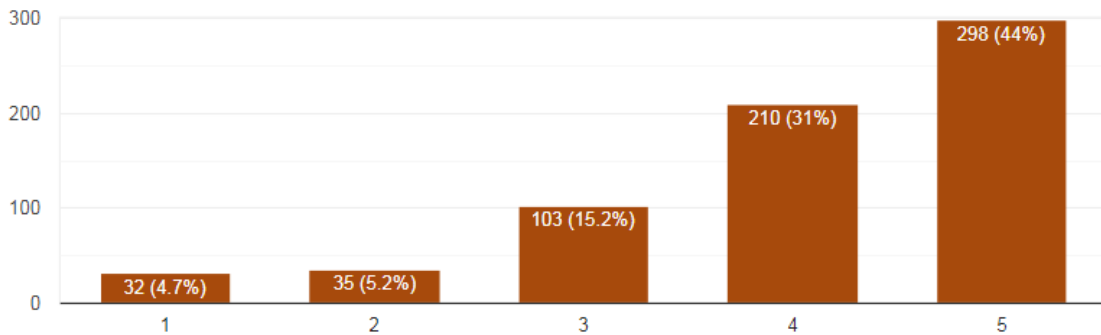


1. The 678 students given feedback on security facility availed in the campus .Among the respondents, 37.6 % rated this facility as 'Excellent', and 32.9% rated it as 'Good.' Whereas 5.5 % of the respondents rated as 'Average' and only 6.3 % rated it as 'Poor'.

6. Cleanliness of the campus



678 responses

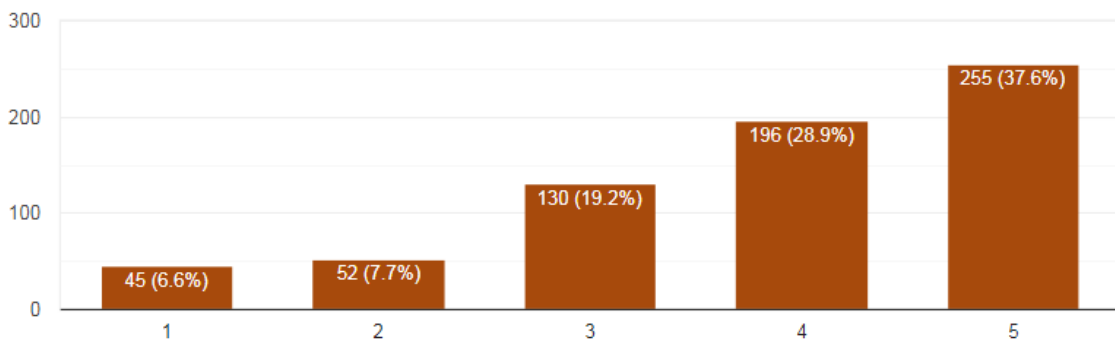


1. The 678 students given feedback on cleanliness of the campus .Among the respondents, 44 % rated this facility as 'Excellent', and 31% rated it as 'Good.' Whereas 15.5 % of the respondents rated as 'Average' and only 4.7 % rated it as 'Poor'.

7. Availability of water cooler



678 responses



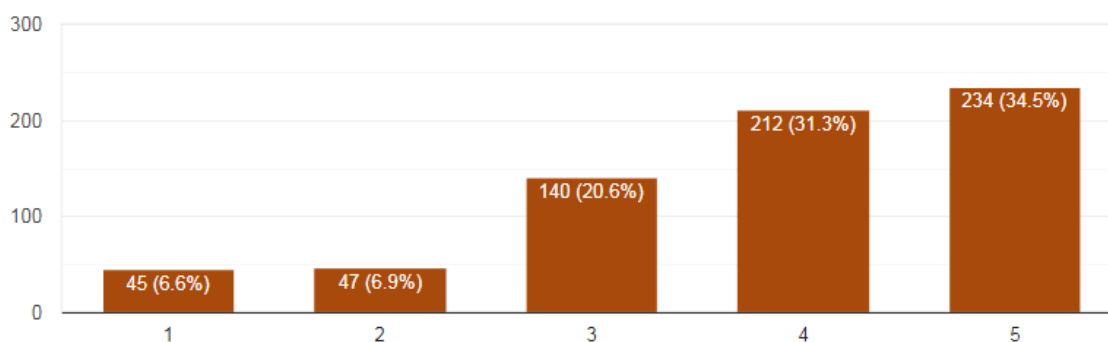
1. The 678 students given feedback on water cooler facility availed in the campus .Among the respondents, 37.6 % rated this facility as ‘Excellent’, and 28.9% rated it as ‘Good.’ Whereas 19.2 % of the respondents rated as ‘Average’ and only 6.6 % rated it as ‘Poor’.

8. Auditorium:

8. Rate the quality of auditorium taking all the aspects in consideration



678 responses

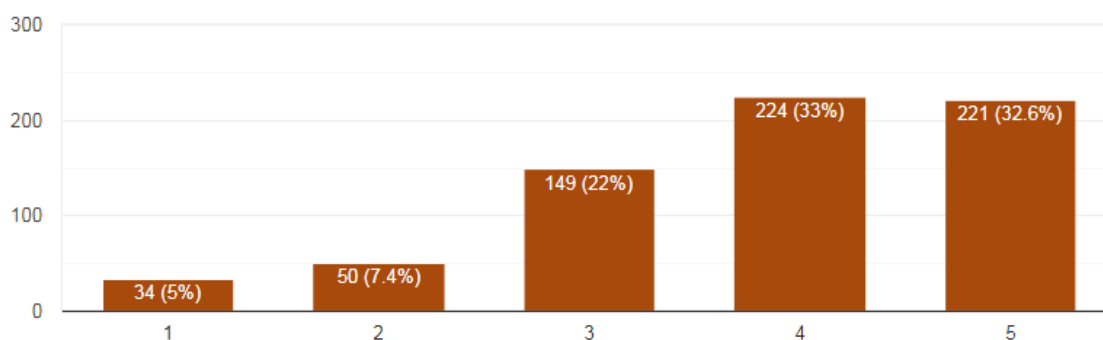


1. The 678 students given feedback on auditorium situated in the campus .Among the respondents, 34.5 % rated this facility as ‘Excellent’, and 31.3% rated it as ‘Good.’ Whereas 20.5 % of the respondents rated as ‘Average’ and only 6.6 % rated it as ‘Poor’.

Support from Head of the Institution




678 responses



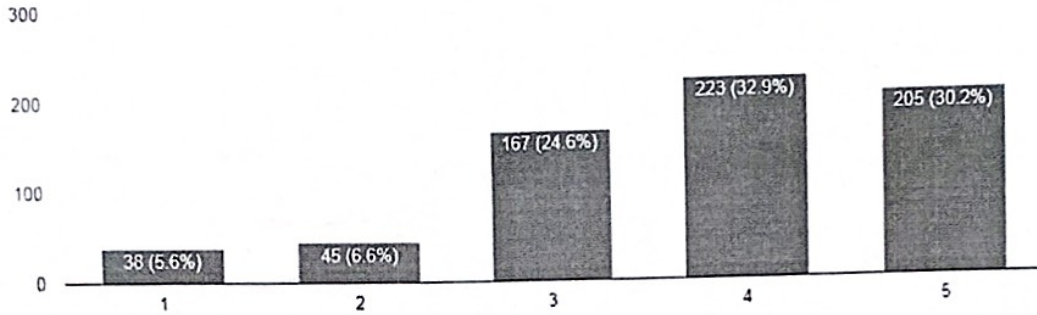
1. The 678 students given feedback on Head of the Institution’s support .Among the respondents, 32.6 % rated the support as ‘Excellent’, and 33.9% rated it as ‘Good.’ Whereas 22.0 % of the respondents rated as ‘Average’ and only 5 % rated it as ‘Poor’.

10. Office and Administration Support:

Support from Office & Administration

 Copy

678 responses



1. The 678 students given feedback on Office and Administration Support facility availed in the campus. Among the respondents, 30.2 % rated this facility as 'Excellent', and 32.9% rated it as 'Good.' Whereas 6.6 % of the respondents rated as 'Average' and only 5.6 % rated it as 'Poor'.

Rachalgi

Feedback Committee Convener

V. Booma

IQAC Co-ordinator
IQAC Co-ordinator

The S.I.A College of Higher Education
Dombivli (E)

R

Principal

PRINCIPAL
The S.I.A. College of Higher Education
DOMBIVLI (E)

